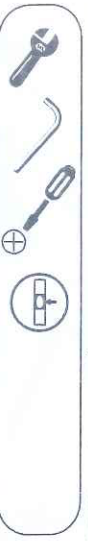
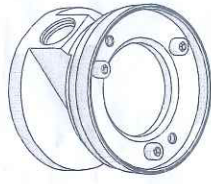


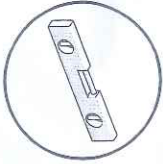
Not included / Non incluso / Non inclus / Nie zawarty / No incluido / Não incluido



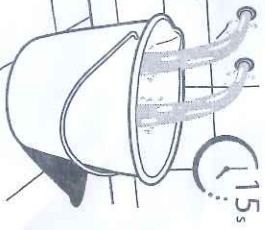
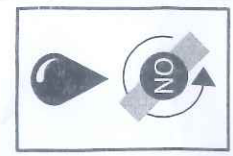
1



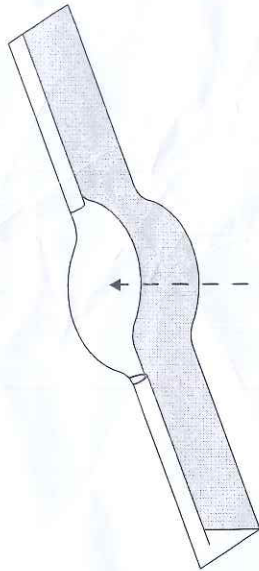
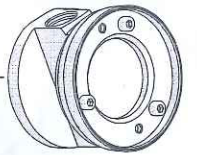
NON INCLUSI
NOT INCLUDED



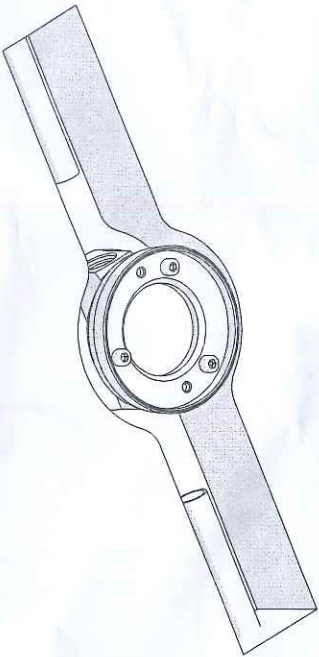
15s



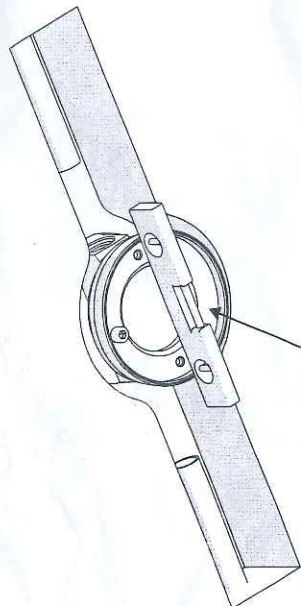
2



3

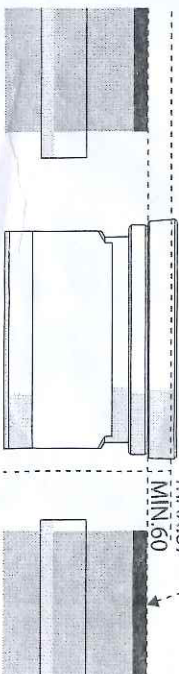


4



TT PAVIMENTO FINITO!
ENG FINISHED FLOOR!

MAX.67
MIN.60





7

IT **INSTALLAZIONE COMPLETATA.**
Ora fare riferimento alla parte estetica!

ENG **INSTALLATION COMPLETED.**
Now view manual of esthetic part!

5

HOT/CAILDO

COLD/FREDDO

TEFLON

8

$\phi 99.5$

$\phi 95$

72

25

35

MIN60 - MA X67

90

G1/2

G1/2

TEST

6

ON

OFF

!

!

IT **Aprire la rete idrica per effettuare il test.**
Verificare che non ci siano perdite!

ENG **Start the test.**
Open water checking there are no leakages!

PRIMA DI INIZIARE / BEFORE STARTING

P bar

T °C

5

MAX -65 -95

MIN -80 -95